



R.M. of Edenwold No. 158

Email: rm158@sasktel.net

Phone: (306) 771-2522

Fax: (306) 771-2631

Building Permit Application

Civic Address:	Subdivision:	Permit Number:
----------------	--------------	----------------

Legal Land Description: Lot _____ Block _____ Plan _____ Quarter _____ Section _____ Township _____ Range _____ W2M
--

Owner:	Address: _____ City/Town _____ Postal Code _____	Telephone: Cell:
Building Contractor:	Address: _____ City/Town _____ Postal Code _____	Telephone: Cell:

Floor Area:

Ground Floor: _____ ft ² or m ² (circle one)	Second Floor: _____ ft ² or m ² (circle one)	Basement: _____ ft ² or m ² (circle one)	Accessory/Other: _____ ft ² or m ² (circle one)
--	--	--	---

Building:

Estimated Value of Construction:	Length: _____ ft or m (circle one)	Width: _____ ft or m (circle one)	Height: _____ ft or m (circle one)
----------------------------------	--	---	--

Read Through and Initial After Each Statement:

I have submitted a site plan indicating the location of all property lines, all existing and proposed buildings, the distances between all property lines and the closest wall of the nearest building, the location of all existing and proposed roads and a north arrow to establish the orientation of the site plan. _____

I hereby agree to comply with the Building Bylaw of the municipality and acknowledge that it is my responsibility to ensure compliance with the municipal building bylaw, provincial legislation, and the National Building Code of Canada, regardless of any review of drawings or inspections that may or may not be carried out by the inspector. _____

It is expressly understood that the municipality requires building inspections to be called for at various stages of construction, as outlined in the building bylaw, and that it is my responsibility to contact the municipal building inspector at the required intervals of construction will result in deductions from the occupancy deposit, in part or in whole, additional inspection fees, the issuance of stop work order, and/ or other action outlined in the municipal building bylaw. _____

I understand that this permit expires six months from the date of issue if work is not commenced within that period, or two years from the date on which the permit was issued; and any deviation, omission or revision to the approved application requires approval of Council, or its authorized representatives. _____

I understand that additional inspection fees may be charged for extra inspections, non-scheduled inspections and re-inspections. _____

I understand that the RM will obtain this property Title at my expense if I do not provide a copy to them at the time of application. _____

Date of Application

Owner of Authorized Agent (print)

Owner/Agent (sign)

Please plan on applying for a building permit 4 to 6 weeks before construction is set to begin to allow time for our Building Official to review the application.



R.M. of Edenwold No. 158 Building Permit # _____

Permission is hereby granted to _____ to _____ a building to be used as a _____ on civic address or location _____

Lot _____, Block _____, Plan _____ in accordance with the application dated _____. This permit expires six months from the date of issue if work is not commenced within that period, unless otherwise authorized by the local authority or its representative.

This Building Permit is approved subject to the following conditions:

- Must meet all building standards, inspections and regulation. _____
 - All new required approached must be approved by the RM prior to any construction. _____
 - Must meet safe building elevation 0.5 metres above 1:500 flood freeboard elevations. _____
- _____
- _____
- _____
- _____

Culvert/Drainage Deposit	\$ _____
Landscape Deposit	\$ _____
Occupancy Deposit	\$ _____
Development Fee	\$ _____
Building Permit Fee	\$ _____
Water Meter/Backflow Valve	\$ _____
Property title search	\$ _____
Other	\$ _____
Total	\$ _____

General Receipt# _____

Approval Date

Signature of Authorized Municipal Official



Development Permit Application Date: _____, 20__

Land Description: Quarter _____ Section _____ Twp. _____ Rge. _____ W2M

Lot _____ Block _____ Plan _____

Applicant: _____

Address: _____

Proposed Development: _____

(Attach Site Sketch
and Supporting Documents) _____

Applicant's Signature: _____

Development Permit Approval

Decision Date: _____

Subject to the following conditions: _____

Note: Approval of this application and issuance of a Development Permit does not absolve the applicant of obtaining other permits and approvals as may be required according to other municipal, Provincial and Federal government legislation.

Development Officer: _____

Refusal of Development Permit Application

Refused (Date: _____)

The reasons for refusal are as follows:

Note: Please be advised that you may be entitled to appeal a refusal issued by the Development Officer, to the Development Appeals Board, as per the Planning and Development Act and the Zoning Bylaw.

Development Officer: _____

MOBILE (MANUFACTURED) HOME – PBI SPECIFICATIONS

(Steel Chassis – Deformation Resistant)

Owner Name: _____

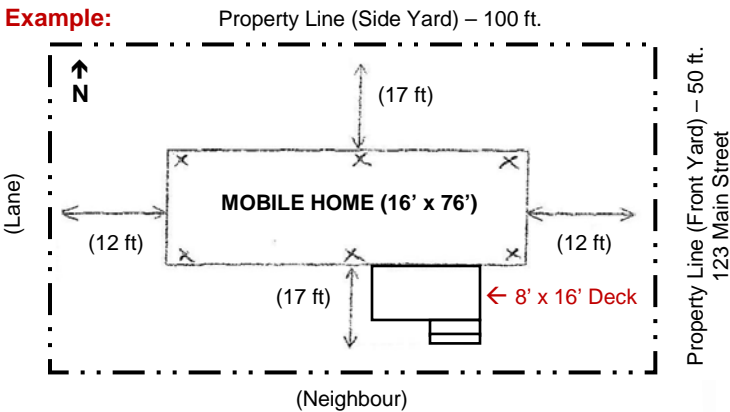
Municipality: _____

Owner: (Cell) _____ (H) _____

Jobsite Address: _____

Site Plan (on a separate sheet, draw and note the following):

- Draw property shape and note dimensions (indicate ft or m).
- Indicate North direction.
- Draw mobile/manufactured home and note dimensions.
- Note distance of home to the property lines (in four directions).
- Show location of all doors and windows and note their sizes.
- Note distance of home to other buildings on the same property.
- Indicate location of ground anchors with "X's" (see example below)
- Label street name(s), roads, lanes, etc. that border property.
- Draw location and size of landings and/or deck, including stairs.
- For new deck, complete and submit PBI Deck Specifications.



Foundation

*** Pier spacing must conform to the manufacturer's blocking chart.

- Submit a copy of the manufacturer's blocking chart to PBI.**

Pier Type: (Check One)



- Pressure-treated (PT) Lumber (_____ x _____)

- Wood Cribs
Size of Pier: (H) _____ x (W) _____
(Note: Piers must be at least as wide as they are high)

- Concrete Blocks
(Recommend 1/4" plywood is put between each stacked block to reduce stress on the blocks and increase resistance to lateral movement.)

Footing Type: (Check One)

- Concrete Pad PT Lumber (2" x 6" - 3 layers)

Unreinforced concrete footings beneath piers must be at least 100 mm (4") thick and must not project beyond the pier by a distance greater than their thickness (CSA Z240 6.2.3.)

- Piles (Diameter: _____ & Depth: _____)

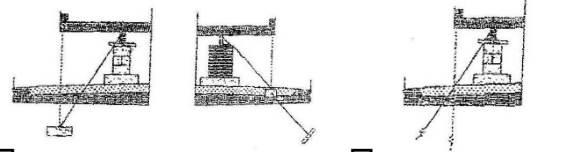


- Reinforced Concrete Helical Screw Piles

Ground Anchors

*** Anchoring is to conform to manufacturer's specifications and CSA Z240.10.1, "Site Preparation, Foundation, and Anchorage of Manufactured Homes" (NBC 9.23.6.3.)

Ground Anchor Type: (Check One)



- Concrete "deadman" anchors Ground auger type



- Duckbill type anchor
- Reinforced Concrete Slab

- Concrete Pile

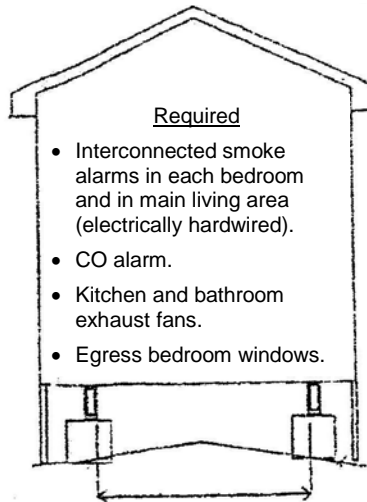
Site Preparation & Crawl Space

Site Preparation

- Min. 2% grade to beyond home
- Gravel sub-base
- 6 Mil Poly Ground Sheet (CAN/CGSB 51.34 M86)
- Sand / Dirt / Gravel topping

Crawl Space

- Skirting Type: (Check One)
 - Pressure-treated wood
 - Vinyl
 - Metal
- Ventilation required (1 ft² / 500 ft² floor area)
- Access hatch required (20"x28")



Required

- Interconnected smoke alarms in each bedroom and in main living area (electrically hardwired).
- CO alarm.
- Kitchen and bathroom exhaust fans.
- Egress bedroom windows.

Information Required:

- Is the home CSA-A277 certified? Yes No (See below)
(If no, then a NBC compliance inspection is required.)
- Is the home CSA-Z240 certified? Yes No (Above applies)
- Is a detailed Site Plan included? Yes No (Must be provided)
- Is page 3 of PBI Deck Specifications included? Yes No deck
- Is manufacturer's blocking chart included? Yes No (Required)
- Provide information below (found on the CSA or Intertek label located at the electrical panel or inside of the kitchen cupboard):

Manufacturer: _____

Year Built: _____ Weight: _____ (lbs or kg)

Size: _____ (Width) x _____ (Length) (ft or m)

Cert/Issue No: _____