

Frequently Asked Questions

What is Single Stream Recycling?

Single stream recycling is a system in which households receive one 95 gallon **recycle cart** in which all approved household recyclables can be placed. These carts provide lots of capacity and an easy closing lid to prevent windblown litter. See the list of approved items in the "Allowable Materials" section that can be placed in the cart.

Do we need to bag the recyclables before placing them in the cart?

No, please **DO NOT BAG** or **TIE** your recyclables before depositing them into the cart. Bagged or tied materials may be left curbside due to the additional expense that debagging requires.

How should I prepare my recyclables for collection?

Flatten all cardboard boxes. Wash and rinse all food and beverage containers. Remove all lids and caps from containers.

Can we place organic material or other material in the carts?


No other materials can be accepted until such time that local recycling processors can efficiently process other recyclable materials. Materials not accepted in our program will not be collected and your cart may not be emptied until the offending materials are removed.

What should we do if we have more recyclables that can fit in the cart?


Extra recyclables should be kept for your next scheduled pickup. Should you regularly have more material than your cart's capacity, please contact your Loraas Disposal to arrange for an additional cart.

My normal regular pick up falls on a statutory holiday, do I still put out my cart?

Loraas Disposal collects on all statutory holidays except New Years Day, Good Friday and Christmas Day. Please check your collection calendar for your scheduled pick up days including holidays.



LORAAS DISPOSAL



Waste & Recycling Services

- Commercial
- Industrial
- Construction
- Demolition
- Residential
- Municipal
- Portable Toilets
- 12-30 Yard Roll-off Containers
- 3-6 Yard Front End Load Containers
- Compactors & Balers
- Portable Fence Rental
- City & Rural Service
- Roll-out Cart Waste & Recycling
- Multi-Unit Dwelling Recycling

(306) 721-1000

Fax: (306) 721-2543

Sales: sales@loraasdisposal.com

Dispatch: dispatch@loraasdisposal.com

Admin: admin@loraasdisposal.com

Carts: cart@loraasdisposal.com

*Saskatchewan Owned & Operated
Since 1965*

INDUSTRIAL * COMMERCIAL * RESIDENTIAL



LORAAS DISPOSAL

Residential Single Stream Curbside Recycling



*Saskatchewan Owned & Operated
Since 1965*



About Single Stream Curbside Recycling

All approved recyclables can now be placed together in your recycle cart. Accepted materials are listed below. Other materials for recycling will be added in the future as the necessary processing equipment is put into place. The recycle cart will be picked up every 2nd week, a timeframe that will allow the capacity of the cart to be utilized most efficiently.

Please take a few moments to familiarize yourself with our collection program. It is an easy and convenient way to demonstrate your commitment to recycling and protecting our environment.



Allowable Materials

PAPER AND CARDBOARD

- Flattened corrugated cardboard and paperboard (empty cereal boxes, empty detergent boxes, empty tissue boxes)
- Newspaper, flyers, inserts, Junk mail, and envelopes
- Magazines, catalogues, telephone books, paperback books, hardcover books with covers and spine removed
- Brown paper bags, tissue roll cores, gift and packing paper, paper egg cartons
- Copier paper, NCR (no carbon required) paper

ALUMINUM & TIN

- Soft drink and beer cans
- Foil trays and pie plates
- Household tin cans (cans must be clean, with or without labels - no steel or auto parts)

PLASTIC

- Containers with logo 1-7



ASEPTIC PACKAGING & CARTONS

- Juice and milk cartons, milk jugs, tetra-pak containers, pouches


GLASS

- Food and beverage containers - must be rinsed

Sorry, we DO NOT ACCEPT the following;

- Household garbage, organics, or hazardous waste
- Waxed, plasticized or food contaminated paper, cardboard cups or plastic plates
- Soiled tissues, napkins and paper towels
- Confetti shredded paper
- Styrofoam or other foam packing materials
- Auto parts or batteries
- No "Clam Shell", black or white food containers labeled #1
- No plastic wrap or plastic bags

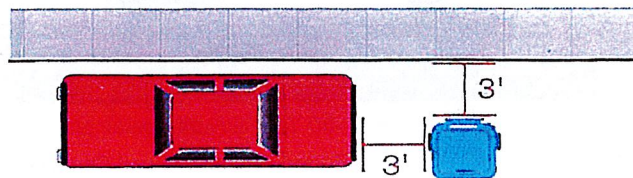
Ideal Location #1



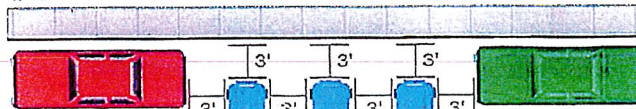
Snow Bank #2



Close to a Parked Car #3



Between Two Parked Cars #4



Park it

- Park the cart for pickup by 7:00 a.m. on day of collection.
- When there is a snow bank built up along the curb, make sure the container is out further than the snow as illustrated in drawing #2.

Point it

- Point lid arrows towards the street.
- Close lid.

Space it

- Ensure cart is 1 metre (3 feet) clear of all obstacles and not blocking traffic as illustrated in drawings #3 and #4.



General Guidelines

Use your recycle cart for the storage and collection of approved recyclables only.

1. Do not bag or tie your recyclables.
2. Do not pack material too tightly.
3. Wheel out your cart with its lid closed. You must be able to close the lid without packing the cart too tightly, otherwise the emptying of the cart will be more difficult.
4. Place the cart roadside by 7:00 a.m. on collection day.
5. Your recycling collection day won't change, but the collection time might, so please be sure to have your cart out by 7:00 a.m. on your collection day.
6. Return the emptied cart to your property before the end of the day.
7. Do not remove the cart from its assigned address.
8. Inform Loraas Disposal of any damage, vandalism or theft of the cart. It is important to note the serial number stamped on the cart placed at your residence.
9. PLEASE—NO GARBAGE

Only place items that are designated as approved recyclables within the recycle cart. Carts will be monitored and unacceptable items will be left curbside, or your cart will be rejected for collection.

Thank you for your cooperation and commitment to recycling.

